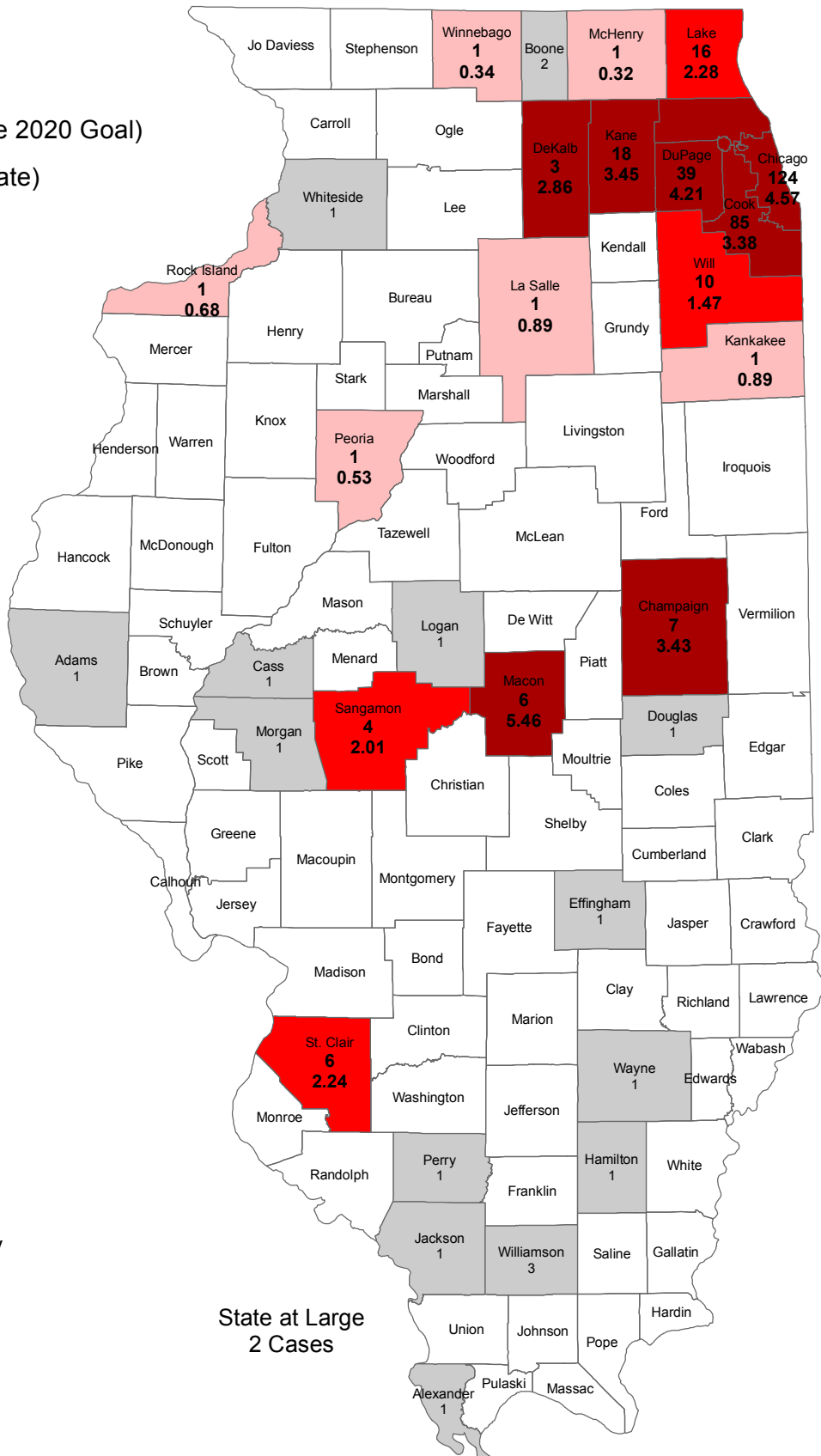
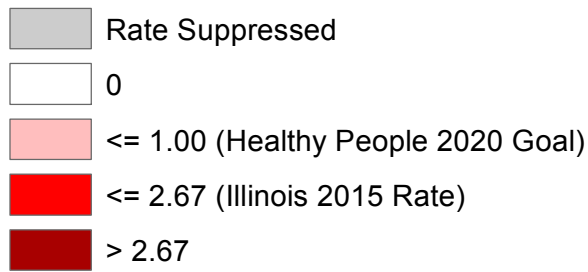


Illinois Tuberculosis Case Rates per 100,000 Population 2015

2015 Rates



United States
Total Cases: 9,563
Rate: 2.98
From: MMWR Vol. 65 No. 11

Illinois (including Chicago)
Total Cases: 343
Population: 12,848,554
Rate: 2.67

Illinois (outside Chicago)
Total Cases: 219
Population: 10,142,453
Rate: 2.16

City of Chicago
Total Cases: 124
Population: 2,706,101
Rate: 4.57

Suburban Cook County
Total Cases: 85
Population: 2,506,271
Rate: 3.38

Illinois (outside Cook County)
Total Cases: 134
Population: 7,636,182
Rate: 1.75

Illinois Population figures from
2013 American Community Survey
(5 year), U.S. Census Bureau.

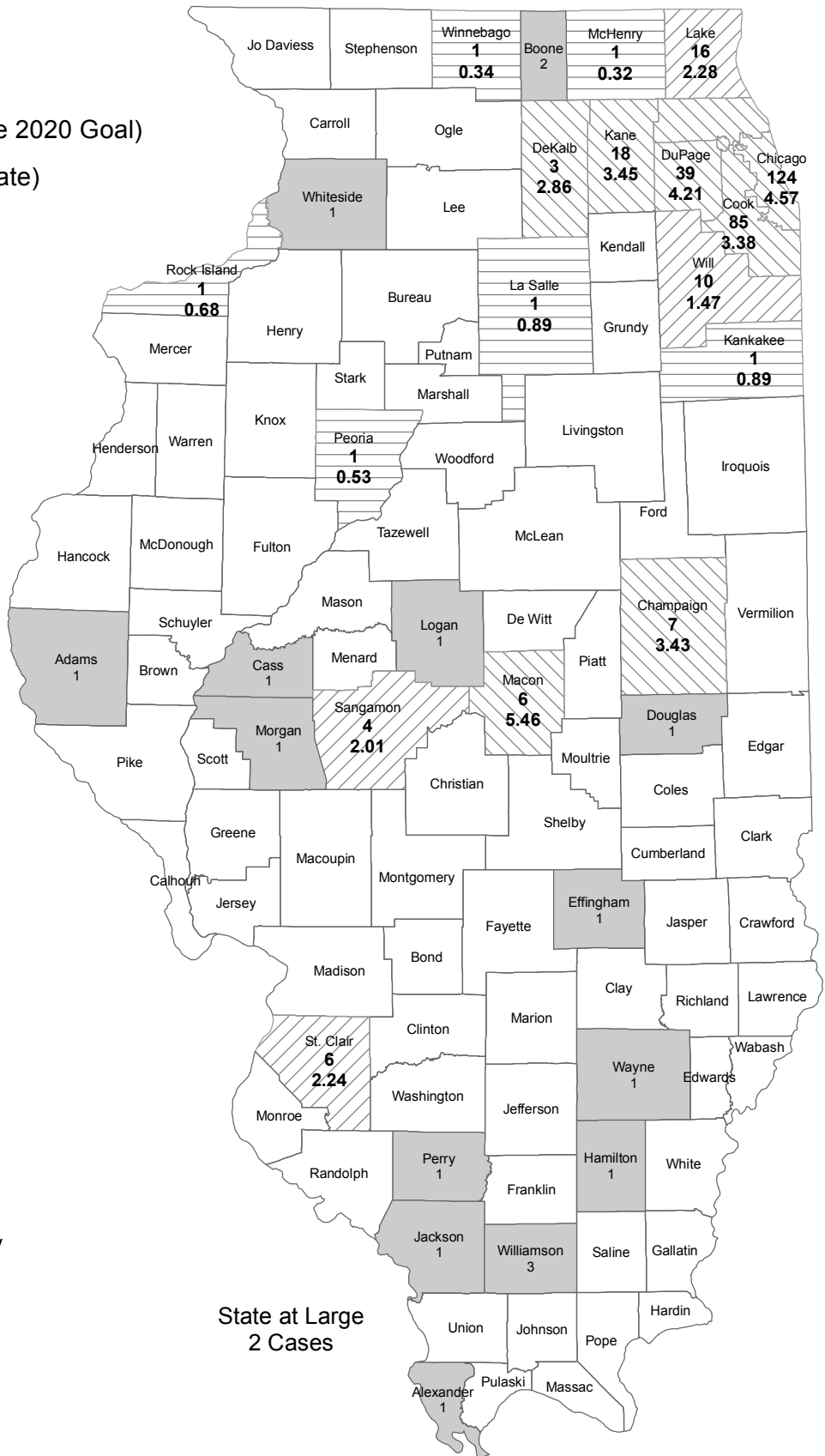
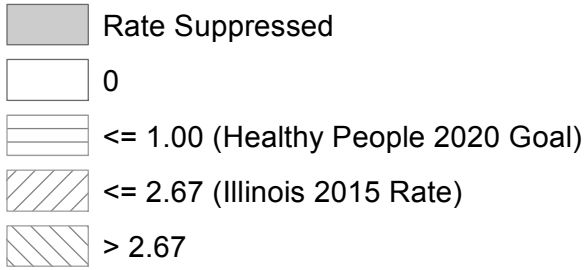
Source for population data:
U.S. Census Bureau, 2010-2014
American Community Survey
5-Year Estimates.

Rates are suppressed for areas
with a population < 100,000.

Illinois case counts as of 4 May, 2016; are still subject to change/review.
National figures are provisional until the complete report is published later in 2016.

Illinois Tuberculosis Case Rates per 100,000 Population 2015

2015 Rates



United States

Total Cases: 9,563

Rate: 2.98

From: MMWR Vol. 65 No. 11

Illinois (including Chicago)

Total Cases: 343

Population: 12,848,554

Rate: 2.67

Illinois (outside Chicago)

Total Cases: 219

Population: 10,142,453

Rate: 2.16

City of Chicago

Total Cases: 124

Population: 2,706,101

Rate: 4.57

Suburban Cook County

Total Cases: 85

Population: 2,506,271

Rate: 3.38

Illinois (outside Cook County)

Total Cases: 134

Population: 7,636,182

Rate: 1.75

Illinois Population figures from
2013 American Community Survey
(5 year), U.S. Census Bureau.

Source for population data:
U.S. Census Bureau, 2010-2014
American Community Survey
5-Year Estimates.

Rates are suppressed for areas
with a population < 100,000.

Illinois case counts as of 4 May, 2016; are still subject to change/review.
National figures are provisional until the complete report is published later in 2016.