



# CHRONIC DISEASE BURDEN UPDATE

This update focuses on injury, homicide, and suicide related health risk behaviors among high school students using the 2011 Youth Risk Behavior Surveillance System.

## HEALTH RISK BEHAVIOR AMONG HIGH SCHOOL STUDENTS

Result from the national Youth Risk Behavior Surveillance System (YRBSS) showed that many high school students are engaged in health risk behaviors associated with the leading causes of death among persons aged 10-24 years in the United States: unintentional injury, homicide and suicide. Health risk behaviors that contribute to the leading causes of morbidity and mortality among youth and adults often are established during childhood and adolescence, extend into adulthood, and are interrelated and preventable.

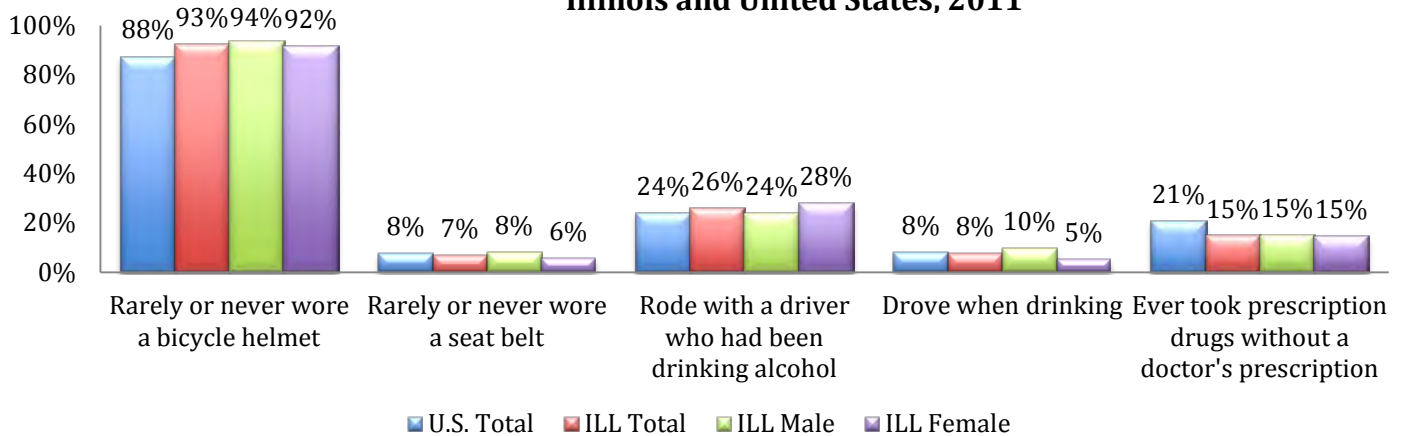
## PROTECTIVE GEAR USE

About 93 percent of high school students in Illinois rarely or never wore a bicycle helmet. Few students (7.0%) rarely or never wore a seatbelt when riding in a car driven by someone else.

## IMPAIRED DRIVING AND PRESCRIPTION DRUG USE

About 26 percent of high school students in Illinois rode one or more times in a car or other vehicle driven by someone who had been drinking alcohol. About 8 percent of students drove a car or other vehicle one or more times when they had been drinking alcohol. Lastly, 15 percent of high school students in Illinois used prescription drugs without a doctor's prescription one or more times during their life.

**Risk Behaviors Among High School Students, Illinois and United States, 2011**

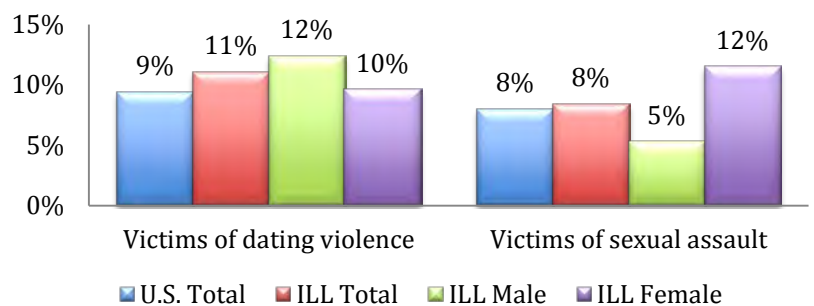


Source: Youth Risk Behavior Surveillance System, 2011

## DATING VIOLENCE

About 11 percent of students in Illinois had been a victim of dating violence (i.e. hit, slapped, or physically hurt on purpose by their boyfriend or girlfriend). The number increases for Illinois male students (12.4%). About 8 percent of students had ever been physically forced to have sexual intercourse. The number increases for Illinois females students (11.5%).

**Dating Violence Among High School Students, Illinois and the United States, 2011**

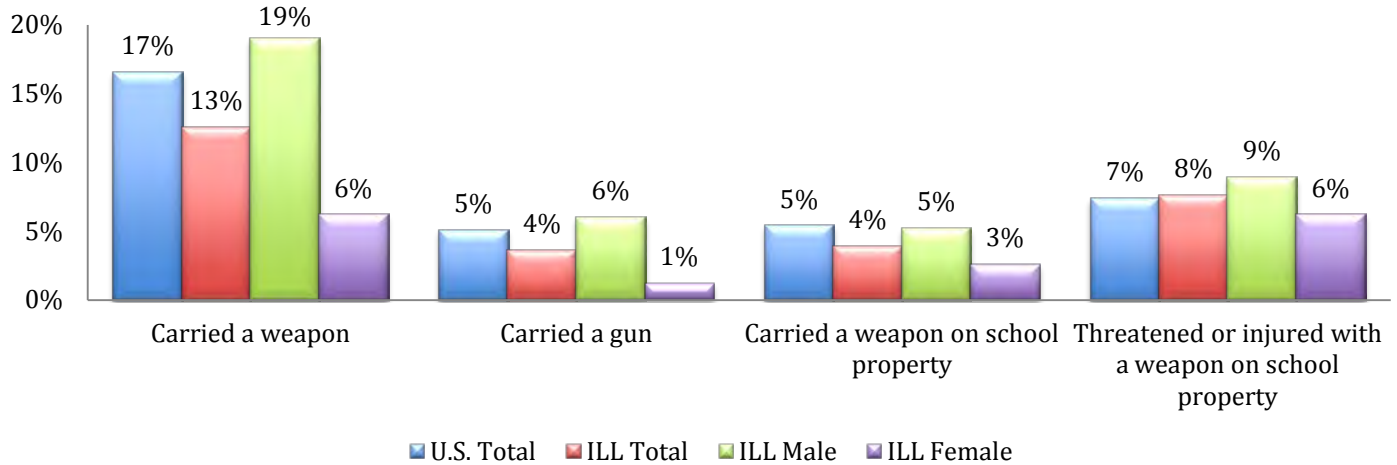


Source: Youth Risk Behavior Surveillance System, 2011

## WEAPON USE

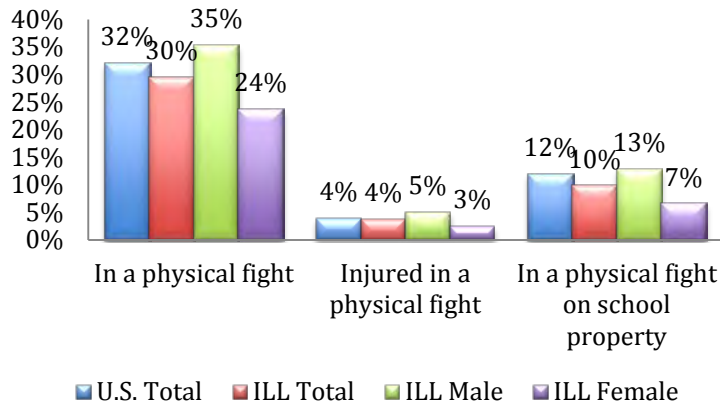
Among Illinois High School Students, 13 percent had carried a weapon, about 4 percent had carried a gun, 4 percent had carried a weapon on school property, and 8 percent were threatened or injured with a weapon on school property. Overall, prevalence of weapon use was higher among males than females.

**Weapon Use Among High School Students, Illinois and United States, 2011**



Source: Youth Risk Behavior Surveillance System, 2011

**School Violence Among High School Students, Illinois and United States, 2011**



## SCHOOL VIOLENCE

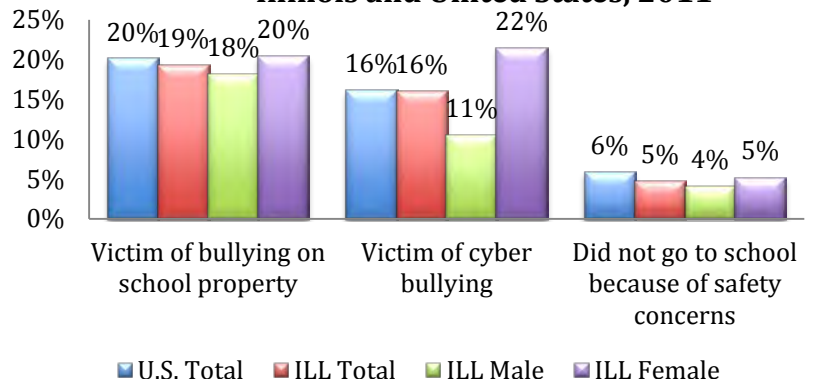
About 30 percent of Illinois High School students had been in a physical fight one or more times. About 4 percent of students had been in a physical fight one or more times in which they were injured and had to be treated by a doctor or nurse, and 10 percent had been in a physical fight on school property one or more times. The prevalence of having been in a physical fight was higher among male (35.3%) than female students (23.7%).

Source: Youth Risk Behavior Surveillance System, 2011

## BULLYING

About 19 percent of students had been bullied on school property, 16 percent had been electronically bullied, including being bullied through email, chat rooms, instant messaging, websites, or texting. More high school females (21.5%) reported being electronically bullied than males (10.5%). Feeling unsafe at school, lead to 5 percent of students not going to school on at least one day during the past month.

**Bullying Among High School Students, Illinois and United States, 2011**



Source: Youth Risk Behavior Surveillance System, 2011